

LAKESIDE WINTER CHALET

Help with your creative mind

Location: Whistler, BC, Canada

Elevation: ranges from 900m to 904m above sea level

Chalet Size: 125 sqm



Whistler is home to Whistler Blackcomb, one of the largest ski resorts in North America. Besides skiing and snowboarding, the area offers snowshoeing, and tobogganing at the Olympic Park, a venue of the 2010 Vancouver Winter Olympics.

The hub of Whistler is a compact, chalet-style pedestrian village at the base of Whistler and Blackcomb mountains.

Bring your ideas to help a young family exhilarate snowy workout adventures and live a fun life while in Whistler. Help them in having an amazing winter adventure home in the heart of Canadian winter activities.

Project Description

A young Australian family (with no kids) wants to build a mountain chalet on their lot in Whistler, BC, Canada. The Mountain with its forests to be a retreat for them while enjoying skiing and snowboarding. The lot is not flat as it is sloping towards the east side lake. This winter lakeside chalet can be used by friends in other seasons.

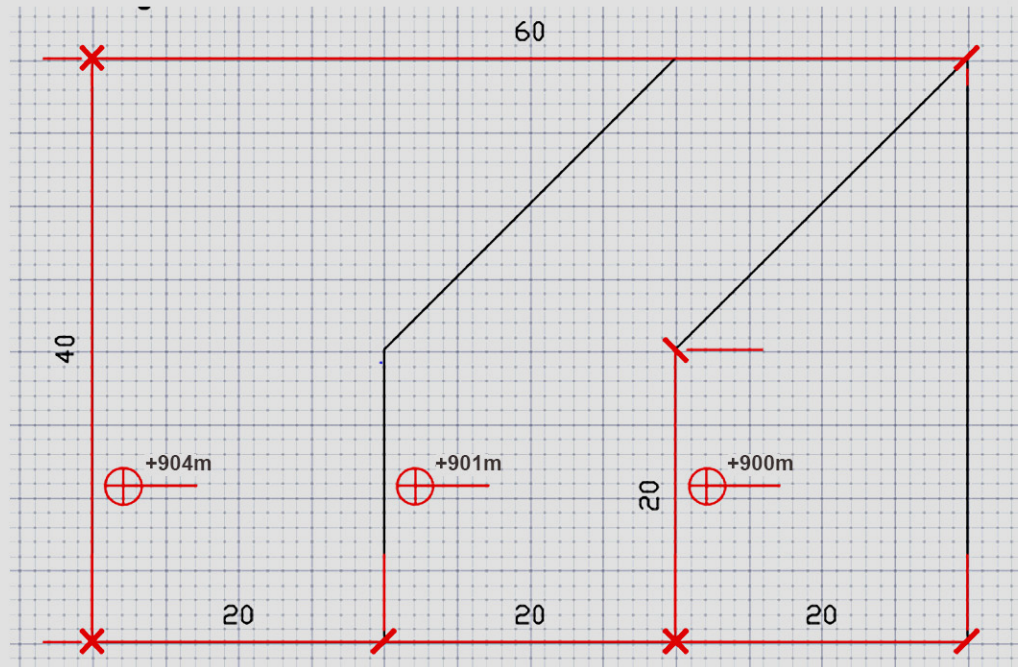
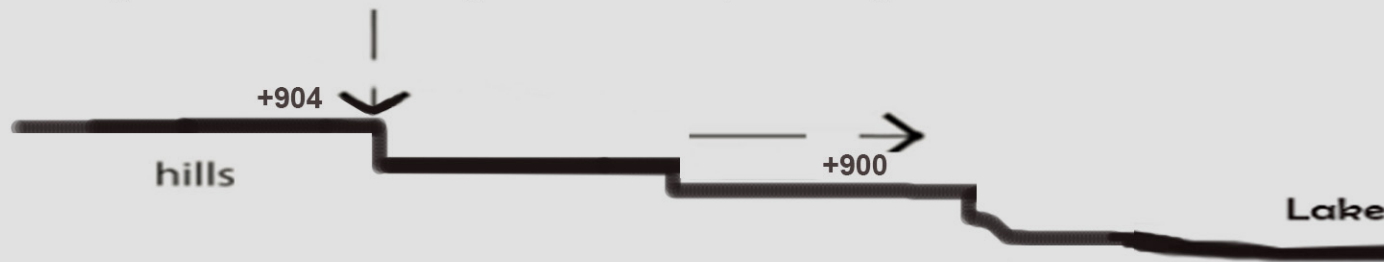


Help with your creative mind

General Requirements:

- It looks like it belongs to Whistler (natural look), yet it has a contemporary feel.
- Original outstanding concept.
- Seamless transition from front entrance all through to the lakeside patio.
- Open plan living space.
- Maximize lakeside view.
- Keep the the topography with minimum change

Designers are required to put their skills to generate an original concept of an exciting mountain chalet along with rationale space design divisions.



Space Requirements

A chalet with an indoor area range between 120sqm-130sqm (including circulation).

-Indoor Spaces:

- 3.5 m x 4 m or more master bedroom, with lake view
- 4 m x 2 m bathroom with sauna room
- 2.5 m x 4 m guest bedroom
- 4 sqm guest bathroom
- 75 sqm sitting/living, dining room & open kitchen, with lake view

-Outdoor Covered Area:

- BBQ Area 20 sqm
- Round Jacuzzi (1.8m diameter)

Submission Requirements

- Designers are required to submit plans, elevations, and 3Ds. Submit 2 to 3 of 11"x17" sheets. PDF file to be uploaded.

Submission Fee:

Donate: Minimum \$8

Students: Free

Eligibility:

Eligible for all

Prizes:

First 5 winners: will be featured in the magazine and given certificates

Registration Deadline:

1st July 2021

Submission Deadline:

30th July 2021

Winners will be announced on August 27th

